


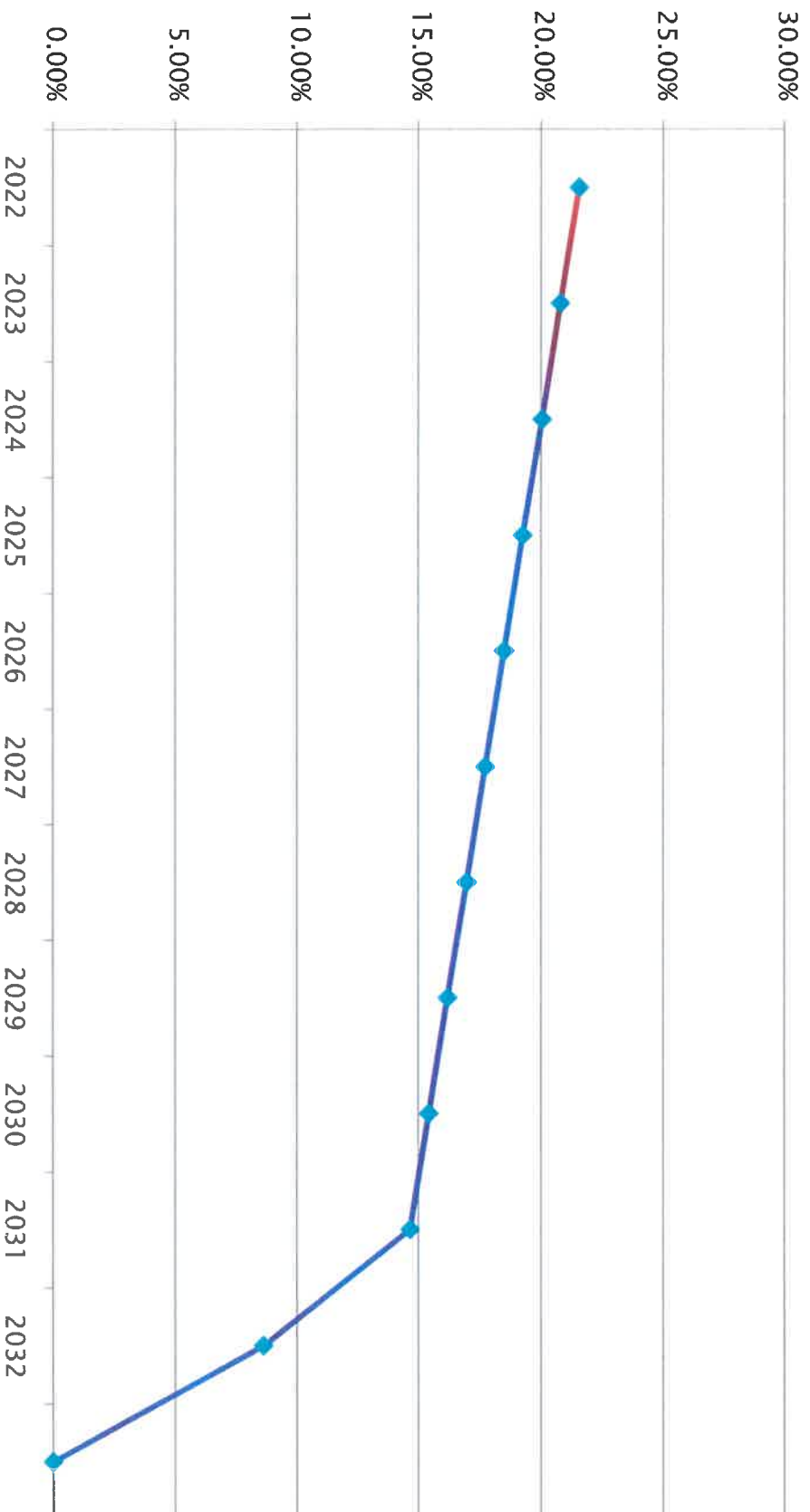
# PRIMARIA ORASULUI EFORIE

31 martie 2022





# Gradul de indatorare al orasului Eforie






# Serviciul datoriei publice 2022-2032

Nr. Ct.	Denumirea indicatorilor	2022	2023	2024	2025	2026	2027	2028	2029	2030	2031	2032
		A	4	5	6	7	8	9	10	11	12	13
1	Venituri proprii	25,836.48	25,836	25,836	25,836	25,836	25,836	25,836	25,836	25,836	25,836	25,836
2	Limita de îndatorare (30% din venituri proprii)	7,750.94	7,751	7,751	7,751	7,751	7,751	7,751	7,751	7,751	7,751	7,751
3	Serviciul anual al datoriei publice locale existente (rd. 4+rd. 5+rd. 6)	6,622.26	6,699	6,445	6,180	5,921	5,662	5,406	5,144	4,489	3,785	2,228
4	Rambursare*)	4,126.76	4,454.88	4,454.88	4,454.88	4,454.88	4,454.88	4,454.88	4,454.88	4,053.83	3,559.05	2,169.44
5	Dobanzi	2,495.50	2,243.77	1,990.38	1,725.58	1,466.49	1,207.40	951.17	689.21	435.16	226.29	58.10
6	Comisioane	-	-	-	-	-	-	-	-	-	-	-
7	Gradul de îndatorare - în % (serviciul anual al datoriei/venituri proprii*100)	25.63%	25.93%	24.95%	23.92%	22.92%	21.92%	20.92%	19.91%	17.37%	14.65%	8.62%



# Serviciul datoriei publice 2023-2025

Sume de rambursat 2023-2025										
Nr. crt	Credite	Valoare imprumut	2023		2024		2025			
			principal	dobanda+com	principal	dobanda+com	principal	dobanda+com		
1	Credit Eximbank nr. 4/31.03.2017	24,596,129	1,667,534	824,290	1,667,534	731,708	1,667,534	634,932		
2	Credit Eximbank nr. 85/22.12.2017*	22,855,779	1,891,513	987,913	1,891,513	886,883	1,891,513	780,793		
3	Credit Eximbank nr 127/25.08.2020	7,500,000	895,833	431,568	895,833	371,792	895,833	309,859		
4	<b>Total (ron)</b>	<b>54,951,907</b>	<b>4,454,880</b>	<b>2,243,772</b>	<b>4,454,880</b>	<b>1,990,383</b>	<b>4,454,880</b>	<b>1,725,584</b>		



## Situatia imprumuturilor contractate de orasul Eforie

Sume de rambursat apr-dec 2022										
Nr. crt	Credite	Valoare imprumut	Utilizat la 31.03.2022	Rambursat la 31.03.22	Sold nerambursat la 31.03.2022	principal	dobanda	com.		
1	Credit Eximbank nr. 4/31.03.2017	24,596,128.54	24,596,128.54	8,059,748.34	16,536,380.20	1,250,650.60	683,568.56	-		
2	Credit Eximbank nr. 85/22.12.2017*	22,855,778.74	22,855,778.74	2,522,016.96	18,915,127.24	-	812,712.09	-		
3	Credit Eximbank nr 127/25.08.2020	7,500,000.00	7,500,000.00	250,006.02	7,249,993.98	484,379.02	362,691.96	-		
4	Total credite	54,951,907.28	54,951,907.28	10,831,771.32	42,701,501.42	1,735,029.62	1,858,972.61	-		
5	<b>Total (ron)</b>	<b>54,951,907.28</b>	<b>ron</b>	<b>54,951,907.28</b>	<b>ron</b>	<b>10,831,771.32</b>	<b>42,701,501.42</b>	<b>1,735,029.62</b>	<b>1,858,972.61</b>	<b>-</b>