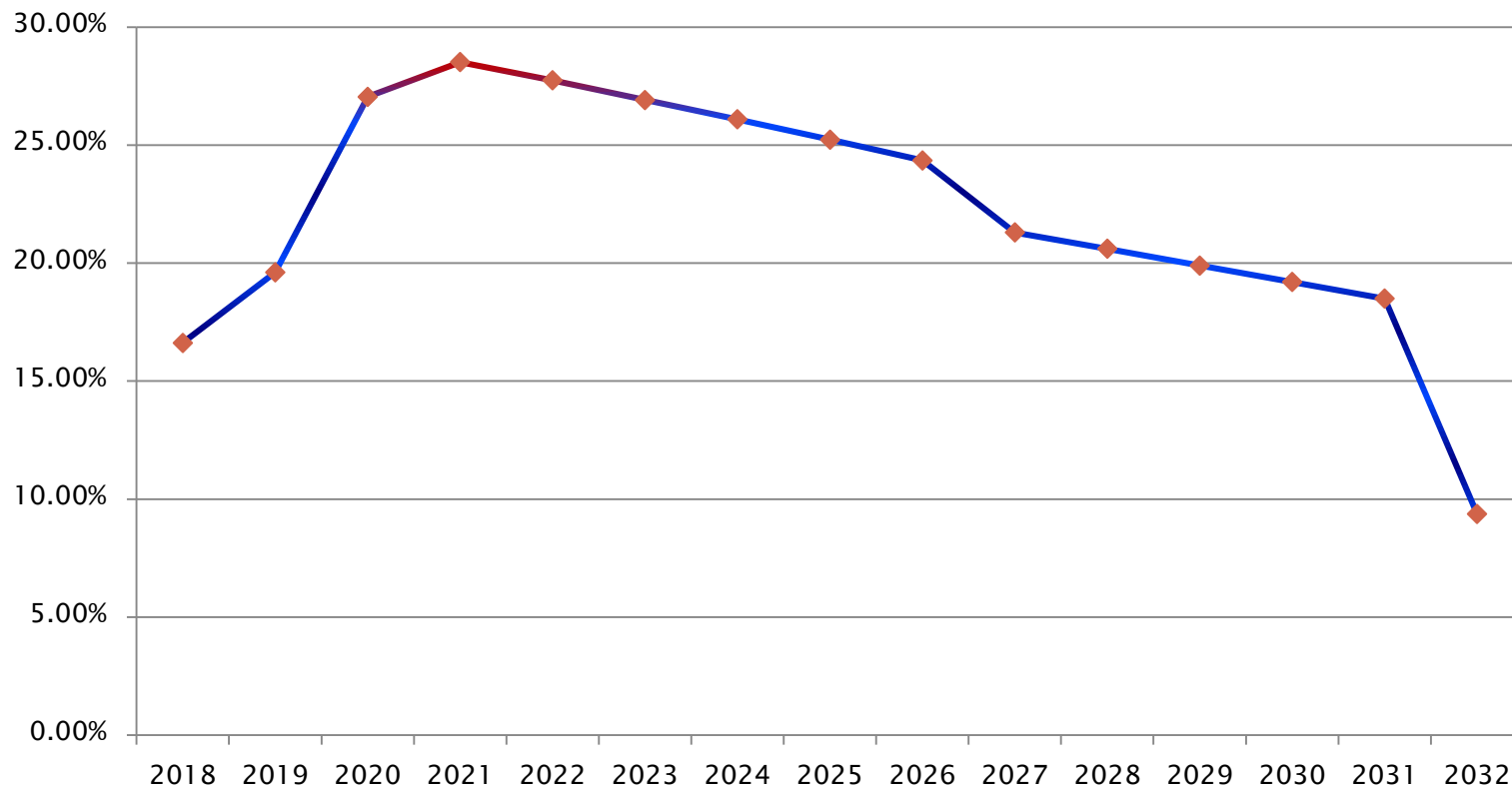


PRIMARIA ORASULUI EFORIE

31 Martie 2019



Gradul de indatorare al orasului Eforie





Serviciul datoriei publice 2019–2032

Nr. Crt.	Denumirea indicatorilor														
		2019	2020	2021	2022	2023	2024	2025	2026	2027	2028	2029	2030	2031	2032
0	A	5	6	7	8	9	10	11	12	13	14	15	16	17	18
1	Venituri proprii	19,917	19,917	19,917	19,917	19,917	19,917	19,917	19,917	19,917	19,917	19,917	19,917	19,917	19,917
2	Limita de indatorare (30% din venituri proprii)	5,975	5,975	5,975	5,975	5,975	5,975	5,975	5,975	5,975	5,975	5,975	5,975	5,975	5,975
3	Serviciul anual al datoriei publice locale existente (rd.4+rd.5+rd.6)	3,893	5,376	5,670	5,517	5,352	5,189	5,021	4,846	4,239	4,102	3,961	3,822	3,684	1,866
4	Rambursare*)	2,542	3,561	4,001	4,001	4,001	4,001	4,001	3,992	3,540	3,540	3,540	3,540	3,540	1,838
5	Dobanzi	1,350	1,815	1,668	1,516	1,350	1,188	1,019	854	699	562	421	283	144	28
6	Comisioane	-	-	-	-	-	-	-	-	-	-	-	-	-	-
7	Gradul de indatorare - in % (serviciul anual al datoriei/ venituri proprii*100)	19.54%	26.99%	28.47%	27.70%	26.87%	26.06%	25.21%	24.33%	21.28%	20.59%	19.89%	19.19%	18.50%	9.37%



Situatia imprumurilor contractate de orasul Eforie

Nr. crt	Credite	Valoare imprumut		Utilizat la 31.03.2019	Rambursat la 31.03.2019	Sold nerambursat la 31.03.2019	Sume de rambursat apr-dec 2019		
							principal	dobanda	com.
1	Credit Bancpost nr. 61/14.12.2007	4,490,129.47	ron	4,490,129.47	922,920.00	3,567,209.47	346,095.00	137,889.22	-
2	Credit Eximbank nr. 4/31.03.2017	24,596,128.54	ron	24,596,128.54	3,057,145.92	21,538,982.62	1,250,650.60	661,956.97	-
3	Credit Eximbank nr. 85/22.12.2017*	24,000,000.00	ron	139,110.40	-	139,110.40	413,179.57	275,981.01	
4	Total credite	53,086,258.01	ron		3,980,065.92	25,245,302.49	2,009,925.18	1,075,827.20	
5	Total (ron)	53,086,258.01	ron		3,980,065.92	25,245,302.49	2,009,925.18	1,075,827.20	-



Serviciul datoriei publice 2019-2021

				Sume de rambursat 2020-2022							
Nr. crt	Credite	Valoare imprumut		2020		2021		2022			
				principal	dobanda+com	principal	dobanda+com	principal	dobanda+com		
1	Credit Bancpost nr. 61/14.12.2007	4,490,129	ron	461,460	163,586	461,460	138,410	461,460	124,475		
2	Credit Eximbank nr. 4/31.03.2017	24,596,129	ron	1,667,534	829,626	1,667,534	756,616	1,667,534	685,945		
3	Credit Eximbank nr. 85/22.12.2017*	24,000,000	ron	1,431,937	833,079	1,872,244	783,660	1,667,534	714,754		
4	Total (ron)	53,086,258		3,560,931	1,826,291	4,001,238	1,678,687	3,796,528	1,525,173		



Evolutia veniturilor la mar 2019 vs mar 2018

Primaria Orasului Eforie

Comparatie venituri executie bugetara mar 2019 vs mar 2018

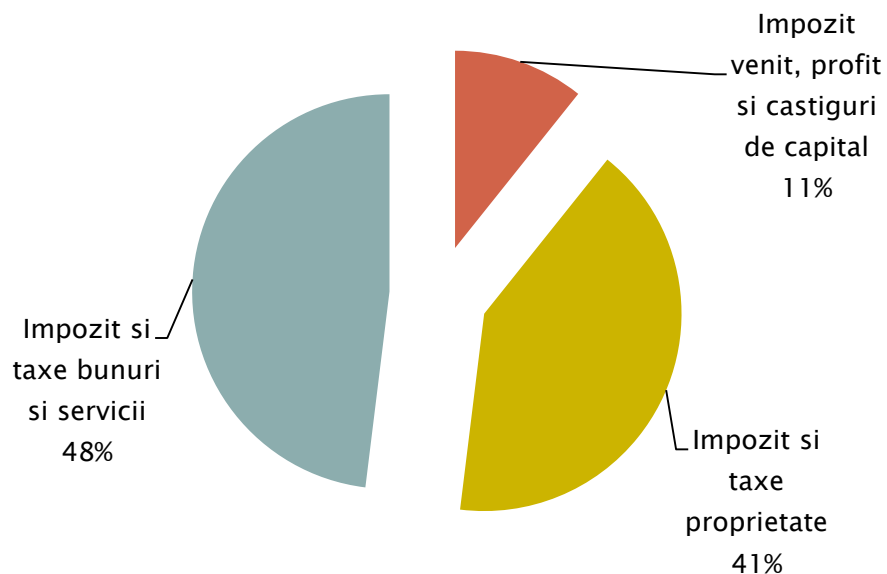
		RON			
Rând	Denumire venituri	Cod Ec.	Incasari realizate Mar-18	Incasari realizate Mar-19	/C
1	TOTAL VENITURI (rd.3+33+89+104)	00.01	11,402,636.16	19,438,266.22	170.5%
2	VENITURI PROPRII (rd.3-33-89)	48.02	7,031,459.98	15,715,378.59	223.5%
3	I. VENITURI CURENTE (rd.4+55)	00.02	10,423,863.44	11,109,179.62	106.6%
4	A. VENITURI FISCALE (rd.5+18+21+32+52)	00.03	9,021,928.55	10,075,286.49	111.7%
5	A1. IMPOZIT PE VENIT, PROFIT SI CASTIGURI DIN CAPITAL (rd.6+9+15)	00.04	968,258.17	1,057,157.02	109.2%
18	A2. IMPOZIT PE SALARII - TOTAL (rd.19)	00.08	-	-	
21	A3. IMPOZITE SI TAXE PE PROPRIETATE (rd.22)	00.09	3,718,756.71	6,302,570.90	169.5%
32	A4. IMPOZITE SI TAXE PE BUNURI SI SERVICII (rd.33+41+43+46)	00.10	4,334,899.67	2,715,558.57	62.6%
52	A6. ALTE IMPOZITE SI TAXE FISCALE (rd.53)	00.11	14.00	-	
55	C. VENITURI NEFISCALE (rd.56+66)	00.12	1,401,934.89	1,033,893.13	73.7%
56	C1. VENITURI DIN PROPRIETATE (rd.57+64)	00.13	384,055.43	345,825.34	90.0%
66	C2. VANZARI DE BUNURI SI SERVICII (rd.67+75+78+83+88)	00.14	1,017,879.46	688,067.79	67.6%
91	II. VENITURI DIN CAPITAL (rd.92)	00.15	708,420.57	777,788.72	109.8%
97	III. OPERATIUNI FINANCIARE (rd.98)	00.16	166,795.00	-	
104	IV. SUBVENTII -subventii de la alte nivele ale administratiei publice (rd.105+136+141)	00.17	103,557.15	7,551,297.88	7291.9%
105	Subventii de la bugetul de stat (rd.104+121)	42.02	26,026.61	1,018,642.91	3913.9%
106	A. De capital (rd.107 la 113+116 la 125)	00.19	-	-	
126	B. Curente (rd.127 la 135)	00.20	26,026.61	1,018,642.91	3913.9%
136	Subventii de la alte administratii (rd.137 la 140)	43.02	-	-	
141	Sume primite de la UE în contul platilor efectuate (rd.142 la 150)	45.02	-	-	

■ scaderi mai mari de 5 pp
■ cresteri mai mari de 5 pp
■ variatii de max +/-5 pp

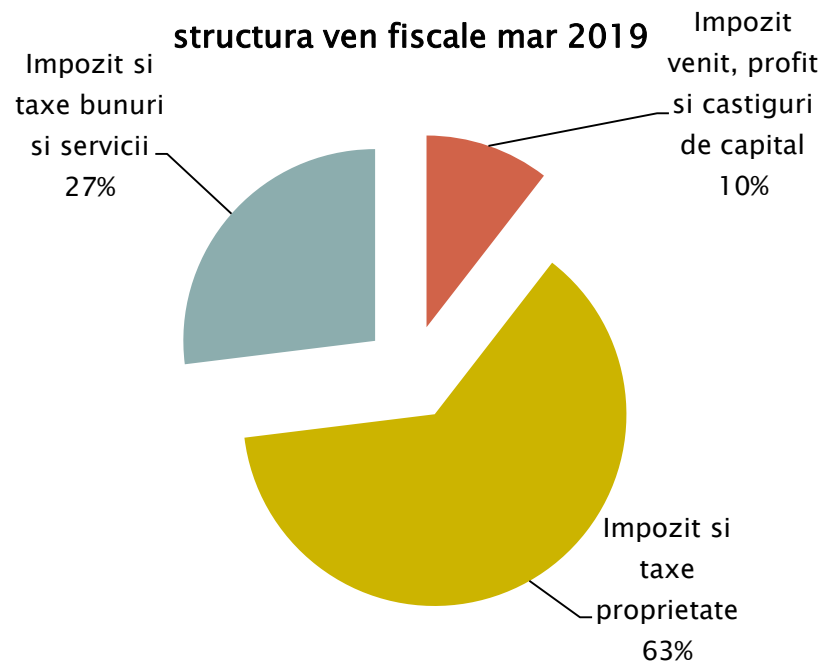


Structura veniturilor fiscale la mar 2019 vs mar 2018

structura ven fiscale mar 2018



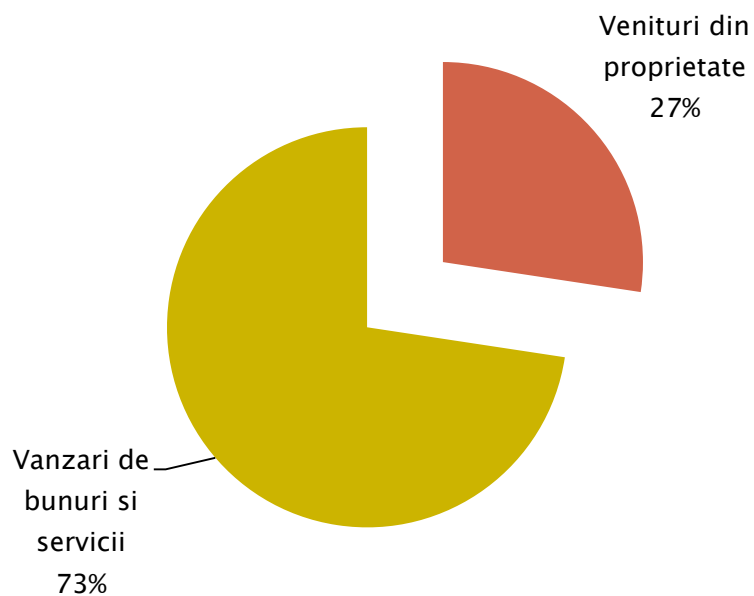
structura ven fiscale mar 2019



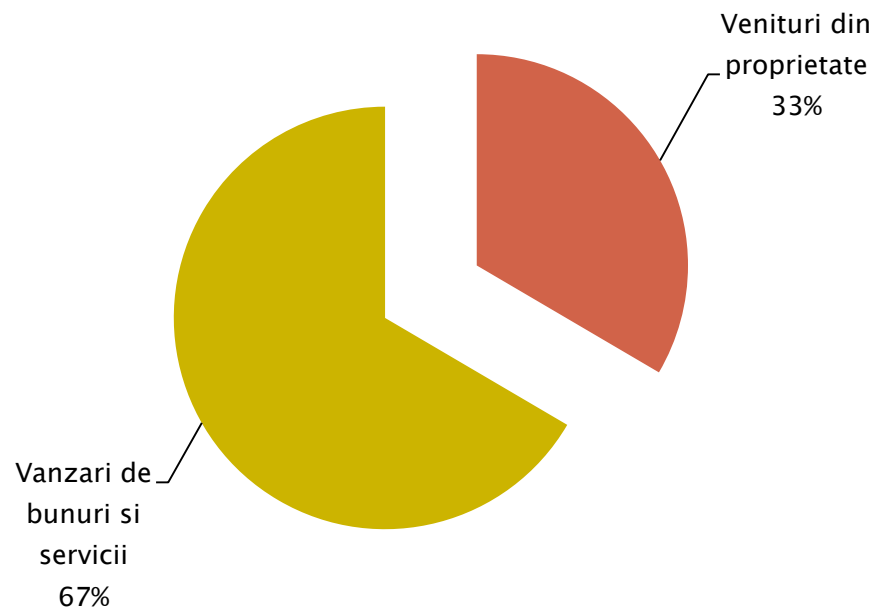


Structura veniturilor ne-fiscale la mar 2019 vs mar 2018

structura ven nefiscale la mar 2018



structura ven nefiscale la mar 2019





Evolutie principalelor venituri la mar 2019 vs mar 2018

	Mar-18	Mar-19
Impozit venit, profit si castiguri de capital	968,258.2	1,057,157.0
Impozit salarii	-	-
Impozit si taxe proprietate	3,718,756.7	6,302,570.9
Impozit si taxe bunuri si servicii	4,334,899.7	2,715,558.6
Alte impozite si taxe fiscale	14.0	-
Venituri din proprietate	384,055.4	345,825.3
Vanzari de bunuri si servicii	1,017,879.5	688,067.8
Venituri din capital	708,420.6	777,788.7
Venituri din operatiuni financiare	166,795.0	-
Subventii	103,557.2	7,551,297.9
Total Venituri	11,402,636.2	19,438,266.2



Evolutie chetuielilor mar 2019 vs mar 2018

