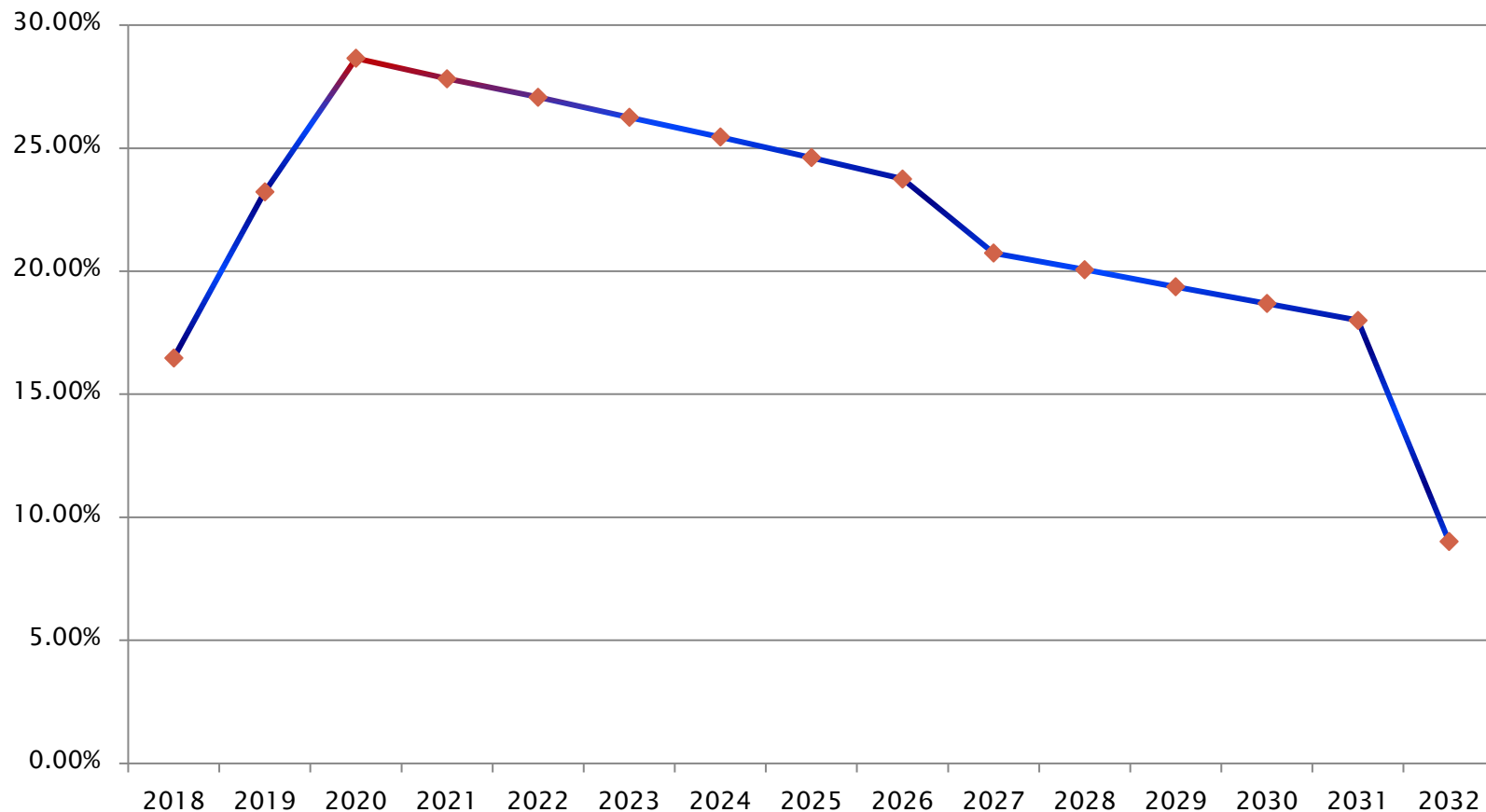


# PRIMARIA ORASULUI EFORIE

31 Decembrie 2018



# Gradul de indatorare al orasului Eforie





# Serviciul datoriei publice 2018–2032

Nr. Crt.	Denumirea indicatorilor															
		2018	2019	2020	2021	2022	2023	2024	2025	2026	2027	2028	2029	2030	2031	2032
0	A	5	6	7	8	9	10	11	12	13	14	15	16	17	18	19
1	Venituri proprii	20,112	20,112	20,112	20,112	20,112	20,112	20,112	20,112	20,112	20,112	20,112.03	20,112.03	20,112.03	20,112.03	20,112.03
2	Limita de indatorare (30% din venituri proprii)	6,034	6,034	6,034	6,034	6,034	6,034	6,034	6,034	6,034	6,034	6,033.61	6,033.61	6,033.61	6,033.61	6,033.61
3	Serviciul anual al datoriei publice locale existente (rd.4+rd.5+rd.6)	3,226	4,472	5,690	5,529	5,385	5,227	5,073	4,912	4,745	4,145	4,014.46	3,880.77	3,748.67	3,616.58	1,814.18
4	Rambursare*)	2,129	2,884	3,940	3,940	3,940	3,940	3,940	3,940	3,931	3,479	3,479	3,479	3,479	3,479	1,787
5	Dobanzi	1,097	1,588	1,749	1,589	1,444	1,287	1,132	971	814	666	536	402	270	138	27
6	Comisioane	-	-	-	-	-	-	-	-	-	-	-	-	-	-	-
7	Gradul de indatorare - in % (serviciul anual al datoriei/venituri proprii*100)	16.04%	22.23%	28.29%	27.49%	26.77%	25.99%	25.22%	24.42%	23.59%	20.61%	19.96%	19.30%	18.64%	17.98%	9.02%



# Situatia imprumuturilor contractate de orasul Eforie

Nr. crt	Credite	Valoare imprumut		Utilizat la 31.12.2018	Rambursat la 31.12.2018	Sold nerambursat la 31.12.2018	Sume de rambursat dec 2018		
							principal	dobanda	com.
1	Credit Bancpost nr. 61/14.12.2007	4,490,129.47	ron	4,490,129.47	850,282.74	3,639,846.73	-	-	-
2	Credit Eximbank nr. 4/31.03.2017	24,596,128.54	ron	24,596,128.54	2,640,262.39	21,955,866.15	-	-	-
3	Credit Eximbank nr. 85/22.12.2017*	24,000,000.00	ron	-	-	-	-	-	-
4	Total credite	53,086,258.01	ron		3,490,545.13	25,595,712.88	-	-	
5	<b>Total (ron)</b>	<b>53,086,258.01</b>	<b>ron</b>		<b>3,490,545.13</b>	<b>25,595,712.88</b>	-	-	-



# Serviciul datoriei publice 2019-2021

				Sume de rambursat 2019-2021					
Nr. crt	Credite	Valoare imprumut		2019		2020		2021	
				principal	dobanda+comisioane	principal	dobanda+comisioane	principal	dobanda+comisioane
1	Credit Bancpost nr. 61/14.12.2007	4,490,129	ron	461,460	176,790	461,460	153,982	461,460	130,284
2	Credit Eximbank nr. 4/31.03.2017	24,596,129	ron	1,667,534	831,363	1,667,534	768,099	1,667,534	700,503
3	Credit Eximbank nr. 85/22.12.2017*	24,000,000		-	-	754,717	580,015	1,811,321	827,153
4	<b>Total (ron)</b>	<b>53,086,258</b>		<b>2,128,994</b>	<b>1,008,153</b>	<b>2,883,711</b>	<b>1,502,095</b>	<b>3,940,315</b>	<b>1,657,940</b>



# Evolutia veniturilor la dec 2018 vs dec 2017

## Primaria Orasului Eforie

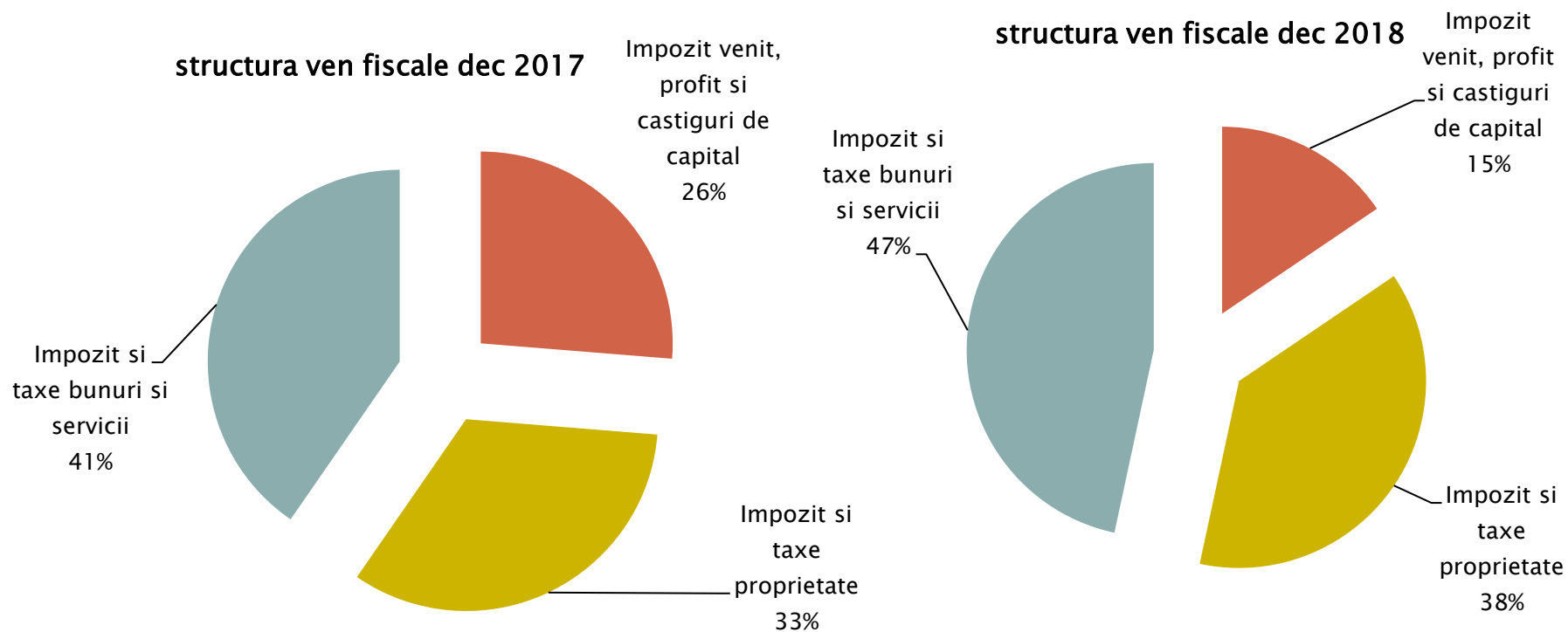
### Comparatie venituri executie bugetara dec 2018 vs dec 2017

			RON		
Rând	Denumire venituri	Cod Ec.	Incasari realizate Dec-17	Incasari realizate Dec-18	/C
<b>1</b>	<b>TOTAL VENITURI (rd.3+33+89+104)</b>	<b>00.01</b>	32,328,629.95	41,904,753.24	129.6%
<b>2</b>	<b>VENITURI PROPRII (rd.3-33-89)</b>	<b>48.02</b>	20,089,699.41	28,541,598.53	142.1%
<b>3</b>	<b>I. VENITURI CURENTE (rd.4+55)</b>	<b>00.02</b>	28,551,722.22	29,987,158.14	105.0%
4	A. VENITURI FISCALE (rd.5+18+21+32+52)	00.03	25,760,839.61	26,137,103.65	101.5%
5	A1. IMPOZIT PE VENIT, PROFIT SI CASTIGURI DIN CAPITAL (rd.6+9+15)	00.04	6,769,594.64	4,055,774.72	59.9%
18	A2. IMPOZIT PE SALARII - TOTAL (rd.19)	00.08	-	-	
21	A3. IMPOZITE SI TAXE PE PROPRIETATE (rd.22)	00.09	8,589,966.72	9,894,153.29	115.2%
32	A4. IMPOZITE SI TAXE PE BUNURI SI SERVICII (rd.33+41+43+46)	00.10	10,401,269.25	12,187,175.64	117.2%
52	A6. ALTE IMPOZITE SI TAXE FISCALE (rd.53)	00.11	9.00	-	
<b>55</b>	<b>C. VENITURI NEFISCALE (rd.56+66)</b>	<b>00.12</b>	<b>2,790,882.61</b>	<b>3,850,054.49</b>	138.0%
56	C1. VENITURI DIN PROPRIETATE (rd.57+64)	00.13	903,105.67	1,130,579.00	125.2%
66	C2. VANZARI DE BUNURI SI SERVICII (rd.67+75+78+83+88)	00.14	1,887,776.94	2,719,475.49	144.1%
<b>91</b>	<b>II. VENITURI DIN CAPITAL (rd.92)</b>	<b>00.15</b>	2,589,330.54	2,674,536.74	103.3%
<b>97</b>	<b>III. OPERATIUNI FINANCIARE (rd.98)</b>	<b>00.16</b>	1,109,262.00	-	
<b>104</b>	<b>IV. SUBVENTII -subventii de la alte nivele ale administratiei publice (rd.105+136+141)</b>	<b>00.17</b>	78,315.19	9,243,058.36	11802.4%
105	Subventii de la bugetul de stat (rd.104+121)	42.02	78,315.19	994,334.47	1269.7%
106	A. De capital (rd.107 la 113+116 la 125)	00.19	-	-	
126	B. Curente (rd.127 la 135)	00.20	78,315.19	994,334.47	1269.7%
136	Subventii de la alte administratii (rd.137 la 140)	43.02	-	-	
141	Sume primite de la UE în contul platilor efectuate (rd.142 la 150)	45.02	-	-	

■ scaderi mai mari de 5 pp  
■ cresteri mai mari de 5 pp  
■ variatii de max +/-5 pp



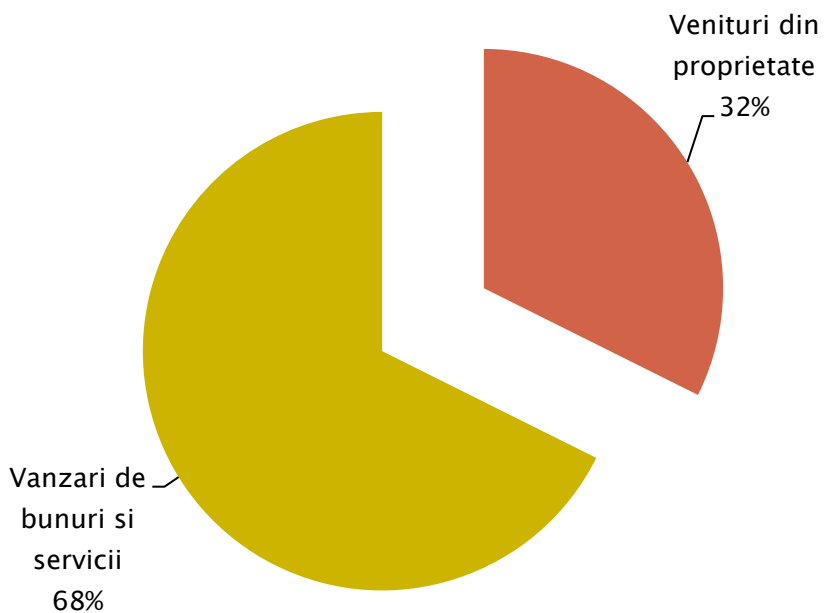
# Structura veniturilor fiscale la dec 2018 vs dec 017



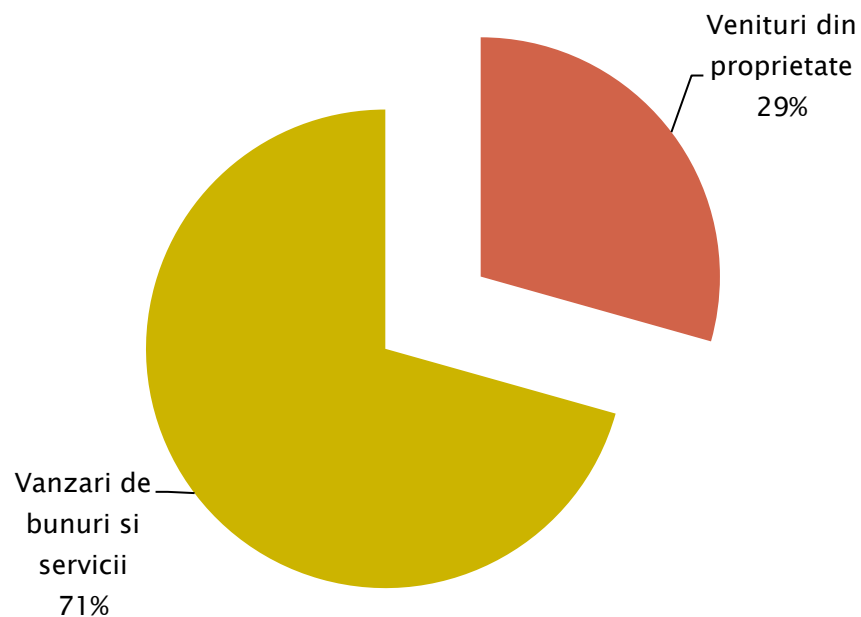


# Structura veniturilor ne-fiscale la dec 2018 vs dec 2017

structura ven nefiscale la dec 2017



structura ven nefiscale la dec 2018







## Evolutie principalelor venituri la dec 2018 vs dec 2017

	Dec-17	Dec-18
Impozit venit, profit si castiguri de capital	6,769,594.6	4,055,774.7
Impozit salarii	-	-
Impozit si taxe proprietate	8,589,966.7	9,894,153.3
Impozit si taxe bunuri si servicii	10,401,269.3	12,187,175.6
Alte impozite si taxe fiscale	9.0	-
Venituri din proprietate	903,105.7	1,130,579.0
Vanzari de bunuri si servicii	1,887,776.9	2,719,475.5
Venituri din capital	2,589,330.5	2,674,536.7
Venituri din operatiuni financiare	1,109,262.0	-
Subventii	78,315.2	9,243,058.4
<b>Total Venituri</b>	<b>32,328,630.0</b>	<b>41,904,753.2</b>



## Evolutie chetuielilor dec 2018 vs dec 2017

